

EXPRESS GLASS PACKAGING™

Your Partner in Glass!

Guide to Finding the Correct Cap Size "Finish"

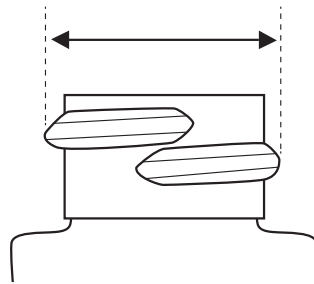
Choosing the correct closure "cap" is a very important step of the packaging process. Plastic and metal closures come in a variety of sizes, styles and colors.

In the packaging industry the word "finish" is used to refer to the material surrounding the neck opening of any container or the inside dimensions of a cap.

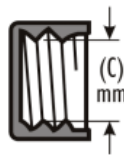
If you are trying to find the finish of your bottle or closure, follow these steps.

The first number you need to find is the diameter. This measurement must be in millimeters (mm).

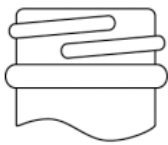
For a bottle: Measure from the outer edge of the thread on one side to the outer edge of the thread on the opposite side.



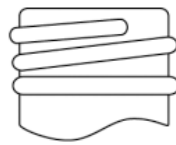
For a cap: Measure from the inside wall to the opposite side of the inner wall.



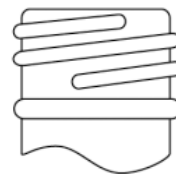
The second number refers to the threads.



405 Continuous Thread



410 Continuous Thread



415 Continuous Thread